


Workplace + Data Solutions for CRE

2 out of 3 workers are hybrid. Confidently adapt any office building and space for a seamless hybrid work experience—inside and out—with zero CapEx and lower operating costs.



Ensure your offices are equipped for seamless hybrid work experiences.

With AdaptIQ Connected Workplaces and Workplace Analytics, Join creates the most connected, collaborative, and data-driven work environments, ideally suited to attract and empower hybrid workforces and businesses.

Confidently adapt any space into a truly dynamic workplace—more data, more digital upgrades, no complexity.

OFFICE BUILDINGS

- ✔ Lobbies & Courtyards
- ✔ Fitness Centers
- ✔ Conference Rooms
- ✔ Cafés & Food Courts
- ✔ Management Offices
- ✔ HVAC/Boiler Rooms
- ✔ Elevator & Security
- ✔ Parking

FLEXIBLE SPACES

- ✔ Collaboration Spaces
- ✔ Huddle/Phone Rooms
- ✔ Private Offices
- ✔ Hot Desks
- ✔ Open Work Areas

MOVE-IN READY SUITES

- ✔ Collaboration Spaces
- ✔ Private Offices
- ✔ Open Work Areas

THE JOIN ADVANTAGE

Ⓞ Zero CapEx, up to 25% lower OpEx

Our simplified network architecture eliminates the burden on IT staff. Scale to any number of buildings, companies, devices, and people, without ever touching hardware—it's simply as-a-service.

Ⓞ 99.999% network and IT uptime

61% of enterprises lose productivity to outages. We've designed the AdaptIQ platform with built-in resilience, redundancy, and full monitoring—enjoy better reliability without the premium.

Ⓞ Up to 60% lower technology costs to enterprise tenants

In Join-powered buildings, we transform enterprise offices from cost center to competitive advantage. We unify a wide variety of worktech providers creating turnkey instantly collaborative offices.

Ⓞ 95% people counting accuracy

Join counts space optimization using a variety of sensors and sensorless measures to deliver more accuracy so you can plan, design, and optimize your space confidently with better data.

Ⓞ Better IEQ = 20% higher productivity*

Get deep analytics on the critical measures of healthy buildings. Improve employee wellbeing and lower the frequency of sick days to empower businesses to do more in their workplace.

Ⓞ Shorten leasing time with 0 friction technology buildouts

Traditional technology buildouts are slow. At a time when businesses want better hybrid worktech, collaboration, productivity, and wellness, Join offers move-in readiness and SaaS flexibility.

Empower businesses to do their best work with the only unified workplace connectivity and data platform.

ONE PLATFORM, A VARIETY OF SPACE CONFIGURATIONS



Managed WiFi & Secure Network

Seamless, unified connectivity to the entire building with the fastest WiFi and zero-touch network experience, securing building systems, tenants, guests, and IoT devices.


- [WiFi 6/6E, private and common area](#)
- [Redundant, symmetrical bandwidth](#)
- [Isolated building/tenant/IoT networks](#)
- [Configurable firewall and network](#)
- [Bring-your-own user authentication](#)
- [3rd-party security integrations](#)



Collaboration Spaces & Office Technology

Keep work moving for your employees and tenants with fully connected conference rooms, huddle spaces, and integrated office technologies and apps.

- [Customizable A/V technology](#)
- [Zoom and MS Teams support](#)
- [Space booking via Accruent EMS](#)
- [Customizable access controls](#)
- [Customizable VoIP and phones](#)
- [Managed printer service](#)



Occupancy Sensing

Better understand space utilization and people flow throughout every space in the building with the most accurate occupancy data.


- [High-accuracy people counting](#)
- [Dwell time and space utilization](#)
- [People flow \(doors & pathways\)](#)
- [Passive occupancy \(device detection\)](#)
- [Real-time and historical data](#)
- [By room, area, floor, and custom zones](#)



Environmental Monitoring

Drive better employee engagement and satisfaction with better wellness and productivity using the highest quality environmental and air quality data.

- [Air quality and particulates](#)
- [Temperature and humidity](#)
- [Ventilation and ozone](#)
- [Light and noise](#)
- [Real-time and historical data](#)
- [By room, area, floor, and custom zones](#)



Create amazing workplaces where businesses want to be.

We'll show you how. Let's gear up your environment for connecting and measuring amazing employee experiences.

It's never been easier or more affordable to make better investment decisions with real data.

Deploys extremely fast

Typical deployment times are between 30 to 90 days. We work diligently to ensure you get to work and better understand your workplace faster.

Private by design

Your workplace and everyone in it is your business. We go to great lengths to secure your data and ensure we never capture identifiable information.

Simple as-a-service pricing

Networking and technology shouldn't feel complicated. We've worked hard to make our product easy to use, easy to operate, and even easier to own.


Actively used by leading property owners

5 Countries
24 Cities
135 Buildings
98M Square Feet



See how you can create an amazing work experience for the entire building

SCAN WITH YOUR PHONE CAMERA TO BOOK A DEMO



OR VISIT

→ jndgtl.co/adaptiq-cre